



Data dashboard

Collecting information that
will help children and young
people with SEND



easy
read



Contents

Page

Introduction	3
--------------	---

Our data dashboard	4
--------------------	---

How will we use the data dashboard?	8
-------------------------------------	---



In this easy read document, difficult words are in **bold**. We explain what these words mean in the sentence after they have been used.



Some words are [blue and underlined](#). These are links which will go to another website which has more information.

Introduction



The Council for Disabled Children has worked with local areas in the Midlands to start a new **data dashboard**.



A **data dashboard** is a way of collecting information and showing it to people online.



This Easy Read information will tell you about the information we have been collecting, and how it will help children and young people with **SEND**.

SEND stands for Special Educational Needs and Disabilities.

Our data dashboard



We will collect information that will help local areas to improve their services for children and young people with SEND.



The information that will be collected in our data dashboard is about:



- What life is like for children and young people with SEND.



- Whether children and young people with SEND are meeting their life goals - these are the things they want to achieve in life.

Life goals



Together with children and young people with SEND, their families and people who work in health and education, we chose 7 life goals to collect information about.



These are the 7 life goals we chose together. Children and young people with SEND want:



1. To feel they are being listened to.



2. To be able to learn.



3. To be healthy.



4. To be happy.



5. To feel supported.




6. To feel safe.



7. To feel in control of their own life.

Different kinds of information



We had to decide what kind of information to collect, that would help us understand whether children with SEND are achieving their life goals.



For example, to know if children with SEND are healthy, local areas will collect information about:



- How many days off school children with SEND have had because they were ill.



- The number of children with SEND who are doing enough exercise.



- The number of children with SEND who have a health check every year.



- The number of children with SEND who think they have the information and support they need to be healthy.

How will we use the data dashboard?



People from different services will be able to look at all the information that has been collected in one place.



They will be able to see whether things are changing for children with SEND and if they are meeting their life goals.



This will help services plan their support better as they can see where more work needs to be done.



An important part of this is collecting information about what children and young people think about their lives.



This means talking to children and young people individually or sending out surveys.